




FITTINGS


Pipe Bushings


- ◆ M x F
- ◆ GS - Galvanized Steel
- ◆ PS - Plated Steel
- ◆ HP - Hi Pressure
- ◆ * = w/Vibra Seal

	HI PRESSURE	Each
 E04-00001-58*	1/4" x 1/8" - HP - Hex Head	2.60
E04-00002-58*	3/8" x 1/8" - HP - Hex Head	3.20
E04-00016-58*	3/8" x 1/4" - HP - Hex Head	3.00
E04-00004-58*	1/2" x 1/8" - HP - Hex Head	6.00
E04-00006-58*	1/2" x 3/8" - HP - Hex Head	3.70

	HI PRESSURE	Each
 E04-00015-5	1 1/4" x 1/2" - Forged Steel - HP - Hex Head	11.60


	BRASS	Each
 E04-00016-48*	3/8" x 1/4" - Brass - Hex Head	1.40
E04-00005-48*	1/2" x 1/4" - Brass - Hex Head	2.60
E04-00006-48*	1/2" x 3/8" - Brass - Hex Head	2.50
E04-00007-4	3/4" x 1/4" - Brass - Hex Head	5.20
E04-00009-48*	3/4" x 1/2" - Brass - Hex Head	3.80


	PLATED STEEL	Each
 E04-00011	1" x 3/4" - PS - Hex Head	4.60
E04-00014	1 1/4" x 1" - PS - Hex Head	5.10


	GALVANIZED STEEL	Each
 E04-00001-2	1/4" x 1/8" - GS - Hex Head	0.90
E04-00006-2	1/2" x 3/8" - GS - Hex Head	1.80
E04-00009-2	3/4" x 1/2" - GS - Hex Head	2.80


Pipe Crosses

- ◆ F x F x F x F
- ◆ HD - Heavy Duty
- ◆ PS - Plated Steel
- ◆ B - Brass

	HI PRESSURE	Each
 E07-00001-5	1/2" - Hi Pressure	25.50
E07-00006-5	3/8" - Hi Pressure	17.40

	BRASS	Each
 E07-00009-4	3/8" - Tap 1/4" - Brass	14.20

	BRASS	Each
 E07-00008-4	1/4" - Brass	6.80
E07-00001-4	1/2" - Brass	17.90


	PLATED STEEL	Each
 E07-00002-1	3/4" - Sch 80 PS - HD	60.30

	GALVANIZED STEEL	Each
 E07-00002-2	3/4" - Sch 40 GS	17.80


	PVC	Each
 E07-00007-V	1 1/2" Slip/Slip/Slip/Slip - PVC - Sch 80	39.90


Pipe Tees


- ◆ F x F x F unless noted otherwise
- ◆ GS - Galvanized Steel
- ◆ PS - Plated Steel
- ◆ HD - Heavy duty
- ◆ HP - Hi Pressure
- ◆ * = w/Vibra Seal


	HI PRESSURE	Each
 E10-00003-5	Tee - 3/8" - Hi Pressure	9.70
E10-00005-5	Tee - 1/2" - Hi Pressure	14.70


	HI PRESSURE	Each
 E10-00021-58*	Street Tee - 3/8" F x 3/8" F x 3/8" M - HP	13.70


	BRASS	Each
 E10-00005-4	Tee - 1/2" - Brass	10.80
E10-00008-4	Tee - 3/4" - Brass	19.00

	BRASS	Each
 E10-00017-48*	Street Tee - 1/2" F x 1/2" F x 1/2" M - Brass	11.20
E10-00018-4	Street Tee - 1/2" F x 1/2" F x 1/2" M - Brass W/Tapped 1/4" F	25.30

	PLATED STEEL	Each
 E10-00005	Tee - 1/2" - Sch 40 PS	4.50
E10-00008	Tee - 3/4" - Sch 40 PS	5.00
E10-00009	Tee - 1" - Sch 40 PS	10.50
E10-00010	Tee - 1 1/4" - Sch 40 PS	9.40

	PLATED STEEL	Each
 E10-00010-1	Tee - 1 1/4" - Sch 80 PS - HD	33.70


	GALVANIZED STEEL	Each
 E10-00002-2	Tee - 1/4" - Sch 40 GS	6.30
E10-00008-2	Tee - 3/4" - Sch 40 GS	6.00


	PVC	Each
 E10-00003-V	Tee - 3/8" - PVC - Sch 80	5.30


	PVC	Each
 E10-00011-V	Tee - 1 1/2" Slip - Sch 80 - PVC - HD	16.40
E10-00012-V	Tee - 2" Slip - Sch 80 - PVC - HD	20.60


Pipe Elbows


- ◆ F x F unless noted otherwise
- ◆ GS - Galvanized Steel
- ◆ PS - Plated Steel
- ◆ RP - Reducing Pipe
- ◆ HD - Heavy Duty
- ◆ HP - Hi Pressure
- ◆ * = w/Vibra Seal


	HI PRESSURE	Each
	E08-00005-5 Elbow - 1/4" x 90° - Hi Press.	5.90
	E08-00010-5 Elbow - 3/8" x 90° - Hi Press.	7.00
	E08-00016-5 Elbow - 1/2" x 90° - Forged - 5000 PSI	11.10


	HI PRESSURE	Each
	E08-00006-58* Street Elbow - 1/4" M x 1/4" F x 90° - HP	7.00
	E08-00011-58* Street Elbow - 3/8" M x 3/8" F x 90° - HP	8.30
	E08-00017-58* Street Elbow - 1/2" M x 1/2" F x 90° - HP	13.90


	BRASS	Each
	E08-00006-48* Street Elbow - 1/4" M x 1/4" F x 90° - Brass	2.90
	E08-00017-48* Street Elbow - 1/2" M x 1/2" F x 90° - Brass	6.60


	BRASS	Each
	E08-00010-4 Union Elbow - 3/8" x 90° - Brass	5.50
	E08-00016-4 Elbow - 1/2" x 90° - Brass	7.60


	BRASS	Each
	E08-00016-4T Union Elbow - 1/2" F w/Tapped 1/4" F - Brass	16.90


	BRASS	Each
	E08-00019-4 Elbow - 3/4" x 3/4" x 90° - Brass	30.00

	BRASS	Each
	E08-00039-4 Street Elbow - 3/4" M x 3/4" F x 90° - Brass	12.90


	FORGED STEEL	Each
	E08-00012-5 Elbow - 1/2" F x 3/8" F x 90° - Forged - 3500 PSI - RP	9.40

	PLATED STEEL	Each
	E08-00016 Elbow - 1/2" x 90° - Sch 40 PS	2.90
	E08-00019 Elbow - 3/4" x 90° - Sch 40 PS	1.80
	E08-00020 Elbow - 1" x 90° - Sch 40 PS	3.80
	E08-00021 Elbow - 1 1/4" x 90° - Sch 40 PS	5.10
	E08-00021-1 Elbow - 1 1/4" x 90° - Sch 80 PS - HD	25.80


	GALVANIZED STEEL	Each
	E08-00003-2 Elbow - 1/4" x 45° - Sch 40 GS	5.80
	E08-00008-2 Elbow - 3/8" x 45° - Sch 40 GS	6.50

	GALVANIZED STEEL	Each
	E08-00006-2 Street Elbow - 1/4" M x 1/4" F x 90° - Sch 40 GS	6.70

	GALVANIZED STEEL	Each
	E08-00013-2 Side Outlet Elbow - 1/2" x 90° - Sch 40 GS	9.60


	GALVANIZED STEEL	Each
	E08-00001-2 Elbow - 1/8" x 90° - Sch 40 GS	5.30
	E08-00005-2 Elbow - 1/4" x 90° - Sch 40 GS	4.90
	E08-00010-2 Elbow - 3/8" x 90° - Sch 40 GS	4.90
	E08-00012-2 Elbow - 1/2" F x 3/8" F x 90° - Sch 40 GS - RP	5.10
	E08-00019-2 Elbow - 3/4" F x 90° - Sch 40 GS	4.20


	PVC	Each
	E08-00020-V Elbow - 1" F x 1" Slip x 90° - Sch 80 -PVC	10.40

	PVC	Each
	E08-00019-V Elbow - 3/4" Slip x Slip x 90° - Sch 80 - PVC	2.70
	E08-00020-V1 Elbow - 1" Slip x Slip x 90° - Sch 80 - PVC	3.30
	E08-00025-V Elbow - 1 1/2" Slip x Slip x 90° - Sch 80 - PVC	6.20
	E08-00026-V Elbow - 2" Slip x Slip x 90° - Sch 80 - PVC	5.80


Pipe Couplings


- ◆ F x F
- ◆ GS - Galvanized Steel
- ◆ HD - Heavy Duty
- ◆ PS - Plated Steel
- ◆ SS - Stainless Steel
- ◆ TT - Taper Tapped


	PLATED STEEL	Each
	E06-00002 Half Coupling - 1/4" - Sch 40 PS	2.50
	E06-00009 Half Coupling - 1/2" - Sch 40 PS	2.90
	E06-00009-1 Half Coupling - 1/2" - Sch 80 PS - TT - HD	2.90


	PLATED STEEL	Each
	E06-00038-6 Full Coupling - 1/4" - Seamless Steel - TT - 3000 PSI	7.10
	E06-00004 Full Coupling - 3/8" - Sch 40 PS - TT	7.30
	E06-00004-1A Full Coupling - 3/8" - Seamless Steel - 3000 PSI	7.10
	E06-00008 Full Coupling - 1/2" - Sch 40 PS - TT	11.90
	E06-00016 Full Coupling - 1" - Sch 40 PS	7.20
	E06-00017 Full Coupling - 1 1/4" - Sch 40 PS	7.20

	PLATED STEEL	Each
	E06-00012-1 Full Coupling - 3/4" - Sch 80 PS - HD	7.00

	GALVANIZED STEEL	Each
	E06-00003-2 Full Coupling - 1/4" - Sch 40 GS - TT	7.80
	E06-00004-2 Full Coupling - 3/8" - Sch 40 GS - TT	7.10
	E06-00008-2 Full Coupling - 1/2" - Sch 40 GS - TT	14.10
	E06-00012-2 Full Coupling - 3/4" - Sch 40 GS - TT	15.00

	HEAVY DUTY	Each
	E06-00003-5 Full Coupling - 1/4" - Sch 80 PS - HD - w/Hex	3.30
	E06-00028 Full Coupling - 3/8" - Steel - HD - w/Hex	4.70
	E06-00008-1 Full Coupling - 1/2" - Sch 80 PS - HD - w/Hex	6.70


	STAINLESS STEEL	Each
	E06-00001-H3 Half Coupling - 1/8" - #304 SS	4.50
	E06-00002-3 Half Coupling - 1/4" - Sch 40 SS	4.00
	E06-00009-3 Half Coupling - 1/2" - SS	8.70


	STAINLESS STEEL	Each
	E06-00004-3 Full Coupling - 3/8" - #304 SS	12.00
	E06-00008-3 Full Coupling - 1/2" - Sch 40 SS	6.40


FITTINGS

Close Pipe Nipples

- ◆ Male pipe
- ◆ GS - Galvanized Steel
- ◆ PS - Plated Steel
- ◆ RP - Reducing Pipe
- ◆ SS - Stainless Steel
- ◆ HD - Heavy Duty
- ◆ * = w/Vibra Seal


HI PRESSURE			Each
	E13-00010-58*	1/4" - Hi Pressure - w/Hex	3.50
	E15-00010-58*	1/2" - Hi Pressure - w/Hex	5.20


HI PRESSURE			Each
	E14-R0010-58*	3/8" M x 1/4" M - Hi Pressure - RP	3.90
	E15-R0005-58*	1/2" M x 3/8" M - Hi Pressure - RP	6.50

BRASS			Each
	E13-00010-48*	1/4" - Brass	1.20
	E14-00016-48*	3/8" - Brass	2.40
	E15-00010-48*	1/2" - Brass - Sch 80 - Heavy Duty	3.50


BRASS			Each
	E16-00011-4	3/4" - Brass - w/Hex	9.30

PLATED STEEL			Each
	E14-00010-68*	3/8" - PS - Sch 80 - HD - w/Hex	2.30

PLATED STEEL			Each
	E16-00010-1	3/4" - PS - Sch 80 - Heavy Duty	2.60
	E17-00010	1" - PS - Sch 40	2.70
	E18-00010	1 1/4" - PS - Sch 40	3.50
	E18-00010-1	1 1/4" - PS - Sch 80 - Heavy Duty	4.90

PLATED STEEL			Each
	E17-00010-1	1" - PS - Sch 80 - Heavy Duty	3.90

GALVANIZED STEEL			Each
	E12-00010-2	1/8" - GS - Sch 40	1.80
	E13-00010-2	1/4" - GS - Sch 40	2.00
	E14-00010-2	3/8" - GS - Sch 80 - Heavy Duty	4.00
	E15-00010-2	1/2" - GS - Sch 80 - Heavy Duty	3.70

STAINLESS STEEL			Each
	E15-00010-3	1/2" - SS - Sch 80 - Heavy Duty	13.70

Hose Clamps

- ◆ Stainless steel spiral band unless otherwise noted as plastic



		Each
W02-00031	1" - 1 1/4" OD	1.30
W02-00032	3/8" - 7/8" OD	1.50
W02-00033	7/32" - 5/8" ID	0.70
W02-00033-P	Plastic Speedy Size "C"	0.70
W02-00036	3/16" - 1 1/2" ID	1.70
W02-00038	7/8" - 1 3/8" ID, 1" - 2" OD	1.90
W02-00085	5/16" - 1/2" ID, 7/16" - 1" OD	1.70
W02-00089	3/4" - 2" ID, 1 5/16" - 3 1/4" OD	1.50

Hose Barbs

- ◆ Brass unless otherwise noted as nylon or plastic
- ◆ * = w/Vibra Seal



BRASS		Each
W02-10019-8*	1/4" Barb x 1/4" Male x Straight - w/Hex	1.70
W02-10020-8*	1/4" Barb x 3/8" Male x Straight - w/Hex	1.70
W02-10024-8*	1/4" Barb x 1/2" Male x Straight - w/Hex	5.00
W02-10021-8*	3/8" Barb x 3/8" Male x Straight - w/Hex	2.20
W02-10030-8*	3/8" Barb x 1/2" Male x Straight - w/Hex	3.90
W02-10047-8*	1/2" Barb x 1/2" Male x Straight - w/Hex	4.00
W02-10022-8*	5/8" Barb x 3/8" Male x Straight - w/Hex	3.30
W02-10025-8*	5/8" Barb x 1/2" Male x Straight - w/Hex	3.40
W02-10028-8*	5/8" Barb x 3/4" Male x Straight - w/Hex	3.90
W02-10027-8*	3/4" Barb x 1/2" Male x Straight - w/Hex	3.70
W02-10029-8*	3/4" Barb x 3/4" Male x Straight - w/Hex	5.30
W02-10035-8*	1" Barb x 3/4" Male x Straight - w/Hex	4.90



BRASS		Each
W02-10059-48*	1/2" Barb x 3/8" Male x 90° (Beaded)	7.00
W02-10058-8*	5/8" Barb x 3/8" Male x 90° (Beaded)	8.30
W02-10057-8*	5/8" Barb x 1/2" Male x 90° (Beaded)	10.80
W02-10026-8*	3/4" Barb x 1/2" Male x 90° (Beaded)	11.60



BRASS		Each
W02-10031	1/4" Barb x 1/4" Male x 90°	3.80
W02-10048-8*	1/4" Barb x 3/8" Male x 90°	6.80
W02-10040-8*	3/8" Barb x 3/8" Male x 90°	5.30



BRASS		Each
W02-10016-8	1/4" Barb x 1/4" Barb x 1/4" Male	10.60



NYLON/PLASTIC		Each
W02-10022-P	5/8" Barb x 3/8" Male x Straight - Plastic - w/Hex	0.40
W02-10029-V	3/4" Barb x 3/4" Male x Straight - Nylon - w/Hex	.60
W02-10051-V	1 1/2" Barb x 1 1/2" Male x Straight - Nylon - w/Hex	2.10
W02-10078-P	2" Barb x 1 1/2" Male x Straight - Nylon - w/Hex	9.10



NYLON/PLASTIC		Each
W02-10045-P	1/2" Barb x 11/16" Male x 90° w/lock nut - Nylon - No Hex	1.00
W02-10025-P	5/8" Barb x 1/2" Male x 90° - Nylon - w/Hex	.90
W02-10056-V	1 1/2" Barb x 1 1/2" Male x 90° - w/Hex	3.30

Brass Garden Hose Fittings

- ◆ MGH = Male Garden Hose
- ◆ FGH = Female Garden Hose
- ◆ **C05-00294:**
Socket - 1/2" QD Female x 3/4" Garden Hose Female Thread
*Socket includes a washer.
Plug - 3/4" Garden Hose Male Thread x 1/2" QD Male Plug



		Each
C05-00260-1	3/8" M x 3/8" Hex F - 15/16" Long - GH Adapter	4.80
C05-00270-2	1/2" M x 1/2" Hex F - 15/16" Long - GH Adapter	5.40
C05-00272	1/2" M x 1/2" Hex F - 3" Long - GH Adapter	15.10
C05-00270-1	3/4" FGH Nut	4.50
C05-00273	3/4" FGH x 1/2" F Swivel Adapter	4.70
C05-00274	3/4" FGH x 3/8" F Swivel Adapter	3.90
C05-00291	3/4" MGH Adapter	12.20
C05-00294	3/4" GH Quick Connect Assembly (Socket & Plug)	7.60

Rotating Swivel

- ◆ 3500 PSI max. pressure
- ◆ 200° F



		Each
C05-00267	Ball Bearing - 22 mm x 1.5" x 1/4" - w/plastic	14.40

Swivels



- ◆ 26.4 GPM flow rate, 5070 PSI max. pressure
- ◆ Hose connection to gun, 300° F
- ◆ Nickel plated and SS internal
- ◆ Suttner #ST-300 series



		Each
C05-00265	Rotating swivel - 3/8" M x 3/8" F (#200300025)	22.50
C05-00266	Rotating swivel - 3/8" F x 3/8" F (#200300030)	25.60

Break Away Fitting


- ◆ An inexpensive protector for your spray gun & lance. All brass fitting is specifically designed to break before damage to your spray gun or lance.
- ◆ Attaches to lance and gun while protecting each.
- ◆ 4000 PSI Rated (Break Away @ 75-85 ft. lbs.)



		Each
J06-00001	Break Away Fitting - 1/4" M X F	4.60

Brass Ball Bearing Swivels

- ◆ High pressure brass swivels
- ◆ Rebuildable
- ◆ Great for hose reels and overhead booms!
- ◆ 160° F
- ◆ SW504 Series



Straight Brass Swivel 90° Brass Swivel

		Each
C05-00269	3/8" M x 3/8" F - 3500 PSI Max. (SW504A-HP)	50.00
C05-00276	90° - 3/8" M x 3/8" F - 3500 PSI Max. (SW504A-HPL)	64.50
C05-00277	1/4" M x 1/4" F - 3500 PSI Max. (SW504-HP)	46.70
C05-00278	90° - 1/4" M x 1/4" F - 3500 PSI Max. (SW504-HPL)	67.10
C05-00279	1/4" M x 1/4" F - 2000 PSI Max. (SW504)	42.50
C05-00282	3/8" M x 3/8" F - 2000 PSI Max. (SW504A)	42.80
C05-99RK550	Repair Kit - For All SW504 Series Swivels (RK550)	15.30

High Pressure Swivels

- ◆ 10.5 GPM flow rate, 5650 PSI max. pressure
- ◆ Medium resistance, SS 320° F



		Each
C05-00280-3	3/8" M x F - SS High Pressure Swivel	74.80
C05-00281-3	1/4" M x F - SS High Pressure Swivel	74.80

SEALANTS/SWIVELS

Brass & Steel Swivels/ Swivel Repair Kits

- ◆ Brass Rating of 3000 PSI: #1935, #1935-1, #439, #439-1
- ◆ Steel Rating of 5000 PSI: #7475
- ◆ Steel Rating of 4500 PSI: #7868
- ◆ F x F, 90°



		Each
COX-01935	#1935 = 3/8" Swivel w/Buna-N (Brass)	61.40
COX-991935	Seal Repair Kit for COX-01935 Swivel	9.60
COX-01935-1	#1935-1 = 3/8" Swivel w/Viton (Brass)	69.90
COX-991935-1	Seal Repair Kit for COX-01935-1 Swivel	16.00
COX-00439	#439 = 1/2" Swivel w/Buna-N (Brass)	102.50
COX-99439	Seal Repair Kit for COX-00439 Swivel	9.60
COX-00439-1	#439-1 = 1/2" Swivel w/Viton (Brass)	111.00
COX-99439-1	Seal Repair Kit for COX-00439-1 Swivel	16.00
COX-07475	#7475 = 1/2" Swivel w/AFLAS (Steel)	162.30
COX-997475	Seal Repair Kit for COX-07475 Swivel	48.00
COX-07868	#7868 = 3/4" Swivel w/AFLAS (Steel)	222.00
COX-997868	Seal Repair Kit for COX-07868 Swivel	48.00

Swivel

- ◆ Stainless Steel
- ◆ F x F
- ◆ 4000 PSI

STAINLESS STEEL



		Each
REEL-85402005	Swivel - 3/8" F x F (For REEL-85402002S Hose Reel)	43.10

Swivels

- ◆ REEL-5004005, REEL-GAS0291, REEL-GAS0301: 5000 PSI Rated, Brass Housing, Stainless Steel Rotor, 325° F



	Rapid Reel #	Description	Each
REEL-2005003	2005.003	3/4" Garden Hose Reel Swivel w/5' Inlet Hose Ass'y. (pre-2006)	48.80
REEL-2005005	2005.005	3/8" Air Hose, Hose Reel Swivel w/5' Inlet Hose Ass'y.	42.70
REEL-5004005	5004.005	3/8" F x 3/8" F Brass Swivel	63.40
REEL-GAS0291	5004.006	1/2" F x 3/8" F Brass Swivel	54.90
REEL-GAS0301	5004.007	1/2" F x 1/2" F Brass Swivel	54.90
REEL-GA02901	5004.003	Swivel Repair Kit - Viton Seal	13.40

High Strength Threadlocker

- ◆ Loctite 271 (Red)
- ◆ .34 Fl. Oz. (10 ml)
- ◆ Temp. - 65° F to 300° F
- ◆ Great sealant for troublesome threads!



		Each
Z06-00044	Sealant - Threadlocker	35.80

Swivels

- ◆ Brass
- ◆ REEL-100053: 3/8" F x F, Straight
- ◆ REEL-100887: 3/8" F x F, 90°
- ◆ 3500 PSI



		Each
REEL-100053	Swivel - 3/8" F x F - #100053 (For REEL-D30001 and REEL-D30002 Hose Reels)	32.70
REEL-100887	Swivel - 3/8" F x F, 90° - #100887 (For REEL-D30004 and REEL-D30006 Hose Reels)	32.70

Teflon Thread Sealing Tape

- ◆ 1/2" x 520" Roll



Z01-00072



ZA1-00001

		Each
Z01-00072	Teflon Tape - 1/2" x 520" Roll (red/white cover)	.80
ZA1-00001	Teflon Tape - 1/2" x 520" Roll (blue/white cover)	1.00

Loxal Engineering Adhesive

- ◆ Threadlock, 9 Oz. Plastic Bottle
- ◆ -55° / +150° C
- ◆ Semi-permanent locking, medium torque resistance



		Each
Z06-00056	Adhesive, Engineering - Nut Locking	86.30